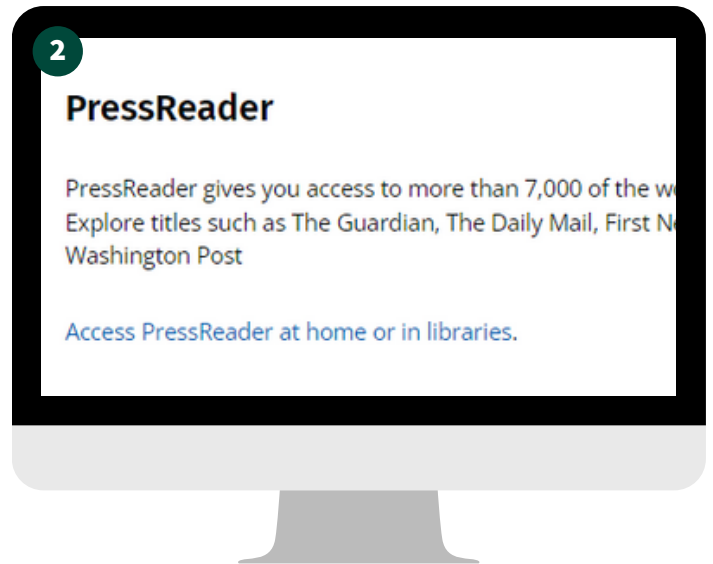
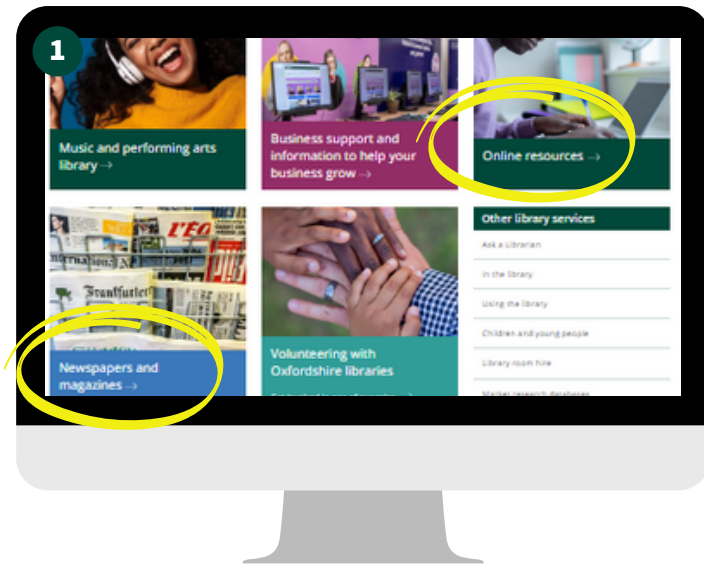
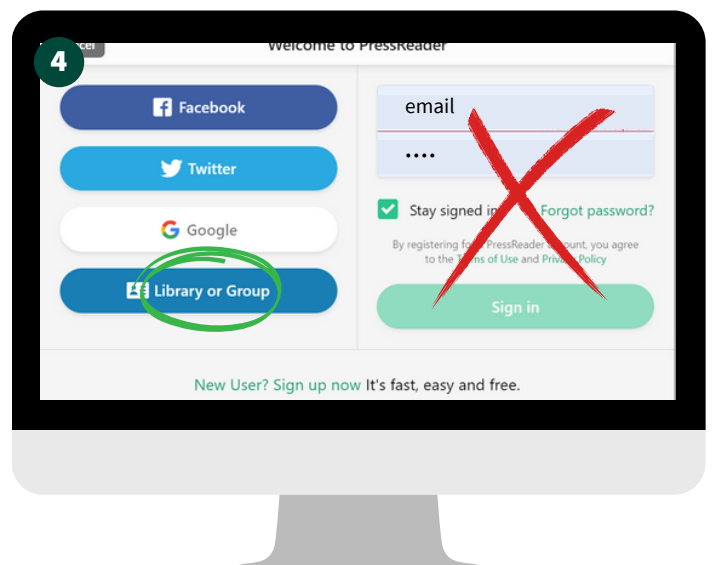
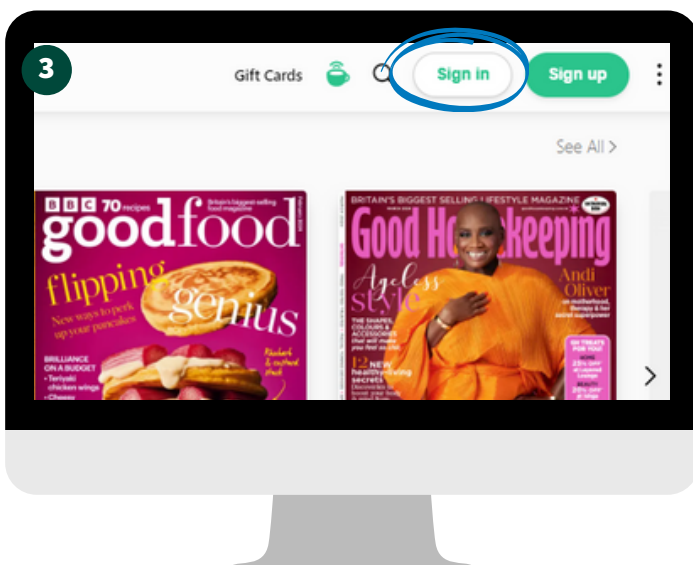


How to sign into Pressreader from your PC p.1

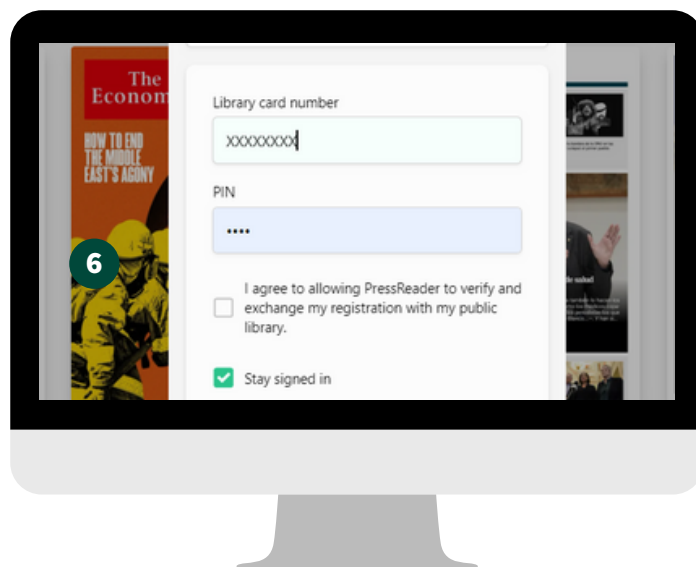
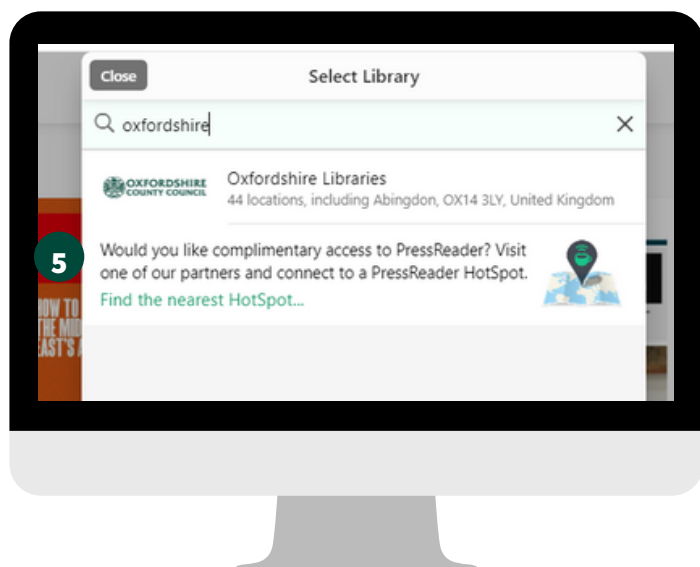
1. From Oxfordshire Libraries' home page, click on the 'Newspapers & Magazines' image OR the Online Resources image
2. Click on the 'News, Magazines and Research' section to find the Pressreader section. Click on '[Access PressReader at home or in libraries](#)'.



3. Click on 'Sign in' at top right of screen. N.B. NOT 'Sign up'.
4. On the next screen IGNORE the section on the right asking for your email address and click instead on 'Library or Group'.



How to sign into Pressreader from your PC p. 2



Note that once your access has expired, you will need to log out and back in again to reactivate your access.

This coffee cup shows you that you are logged into the site:



Further advice from PressReader, in case you have any problems logging in:



Once the login field appears, please scroll down and you should be able to see the second log-in field. Please enter your library card number on the second log-in field only.

- Once logged in, you may be prompted to sign up. Click 'Cancel' and you should still be able
- to use PressReader without an account.
- If you need further support, please contact PressReader directly:
<https://care.pressreader.com/hc/en-us/requests/new>