

Environmental Scientifics Group
 2 Newton Close
 Drayton Fields Industrial Estate
 Daventry
 Northants NN11 8RR
 Telephone: +44 (0) 1327 703828
 Facsimile: +44 (0) 1327 300154



0001

TEST REPORT

Determination of Particle Size Distribution

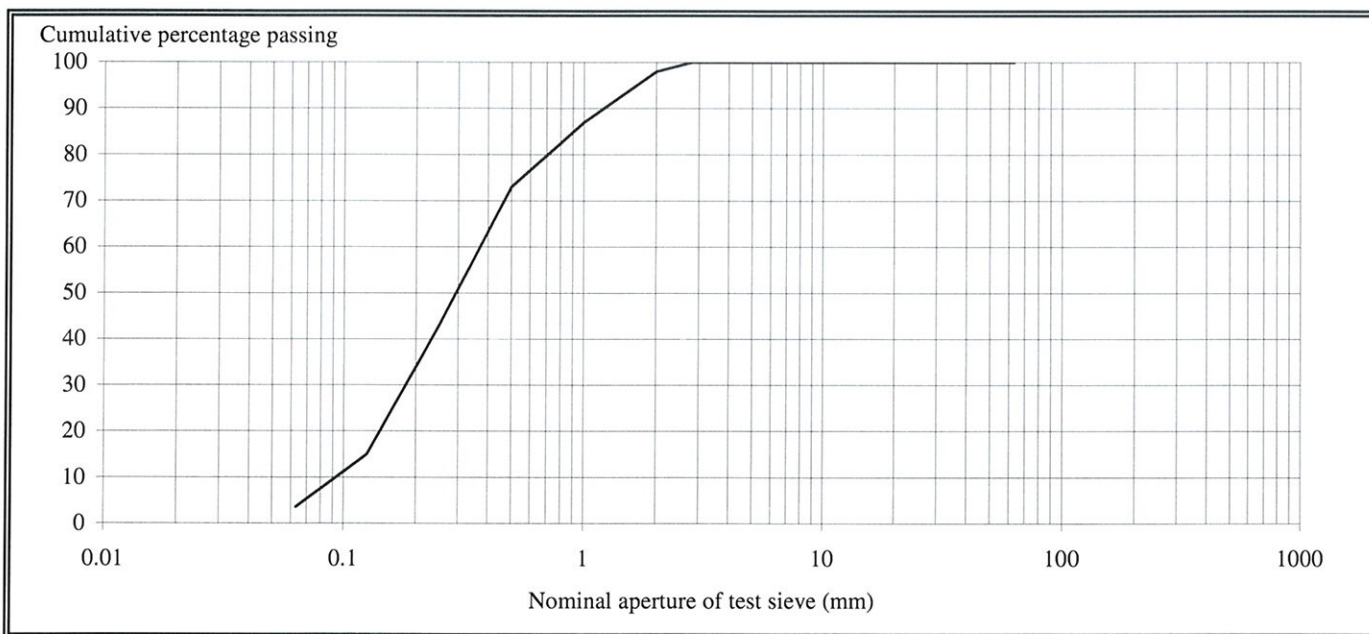
Client: John Sheehan Report No: 50168157/13/03
 Client Address: Knightsbridge Farm Batch Number: DAM0040600
 Yarnton Lab Ref: 45181328
 Oxford
 Postcode: OX5 1PH Client Ref: Sharp Sand
 Site: Stanton Harcourt Date Sampled: Not Advised
 Sampled by: Client Date Received: 27.03.13
 Sampled from: Site Date Tested: 08.04.13
 Supplier: Client Sample Type: Bulk
 Source: Site Sample Mass (kg): 30.1

SIEVE ANALYSIS		
BS Sieve (mm)	Passing (%)	Material Specification
63	100	
40	100	
31.5	100	
20	100	
16	100	
10	100	
8	100	
4	100	100
2.8	100	95 - 100
2.0	98 ##	85 - 99(±5)
1.0	87	(±20)
0.500	73	55 - 100
0.250	43	(±25)
0.125	15	
0.063	3.5	(±5)

Description: 0/2 (FP) Fine aggregate for concrete
 Sharp SAND

Specification: PD 6682-1: 2009, Table No: D.1, Category G, 85
 Guidance on the use of BS EN 12620:2002 + A1

Remarks: Sample complies with the grading specification



Certified that the Particle Size Distribution was determined in accordance with BS EN 933-1: 2012 Washing & Dry Sieving
 Certificate of sampling to BS EN 932-1: 1997 not received

Comments: Supplier Declared Values are not included as part of this report.

Page: 1 of 1

Date Reported: 09.04.13

Signed:

[] M. Carr - Section Manager

[✓] D. Berrill - Laboratory Manager

For and on behalf of Environmental Scientifics Group

Opinions and interpretations expressed herein are outside the scope of UKAS accreditation

This Test Report may not be reproduced other than in full, except with the prior written approval of the issuing laboratory

Environmental Scientifics Group. Registered in England No. 2880501. Registered Office: ESG House, Brebby Business Park, Ashby Road, Burton on Trent DE15 0YZ

Determination of Particle Size Distribution

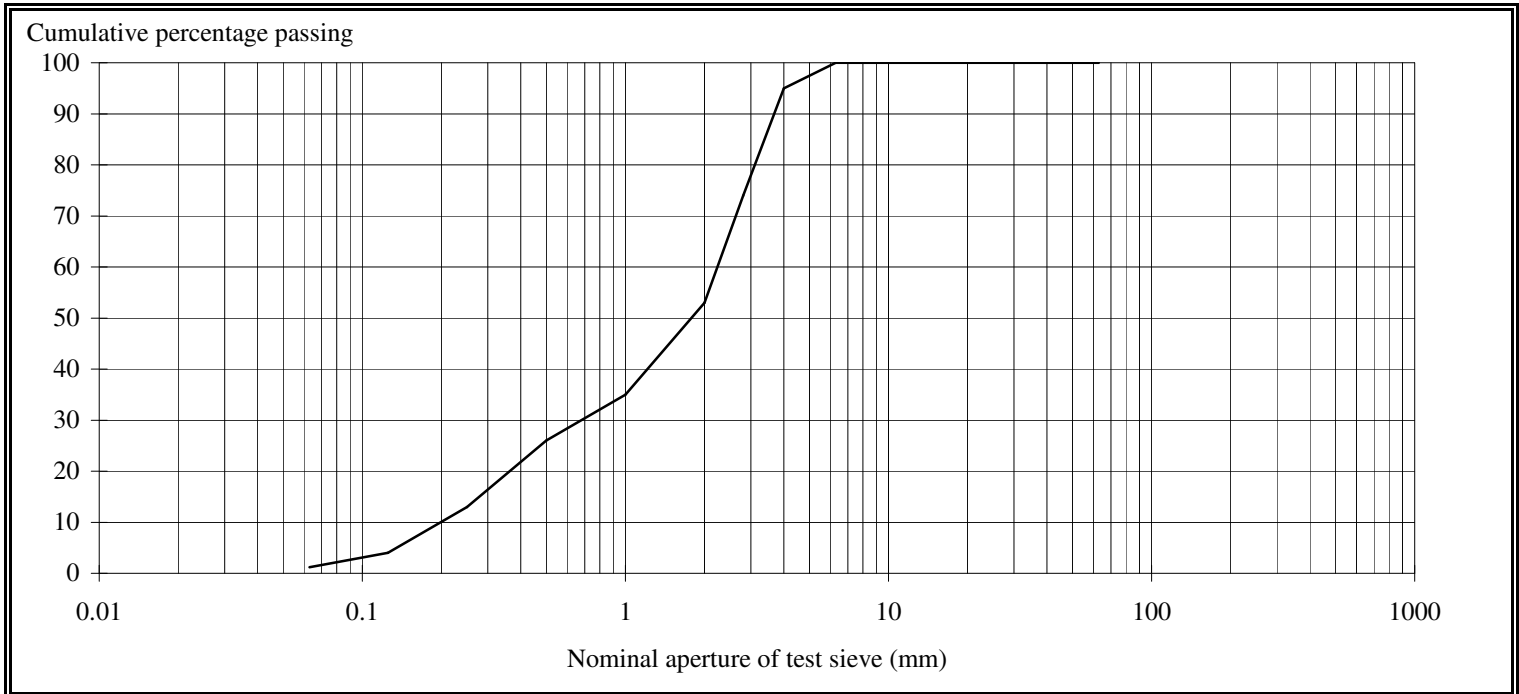
Client: John Sheehan	Report No: 50168157/13/04
Client Address: Knightsbridge Farm Yarnton Oxford	Batch Number: DAM0040600 Lab Ref: 45181329
Postcode: OX5 1PH	Client Ref: Grit Sand
Site: Stanton Harcourt	Date Sampled: Not Advised
Sampled by: Client	Date Received: 27.03.13
Sampled from: Site	Date Tested: 08.04.13
Supplier: Client	Sample Type: Bulk
Source: Site	Sample Mass (kg): 31.4

SIEVE ANALYSIS		
BS Sieve (mm)	Passing (%)	Material Specification
63	100	
40	100	
31.5	100	
20	100	
16	100	
10	100	
8	100	100
6.3	100	95 - 100
4	95 ##	85 - 99(±5)
2.8	74	
2.0	53	
1.0	35	(±20)
0.500	26	5 - 45
0.250	13	(±20)
0.125	4	
0.063	1.2	(±3)

Description: 0/4 (CP) Fine aggregate for concrete
Crushed Concrete, Gravel and Brick

Specification: PD 6682-1: 2009, Table No: D.1, Category G_f 85
Guidance on the use of BS EN 12620:2002 + A1

Remarks: Sample complies with the grading specification



Certified that the Particle Size Distribution was determined in accordance with BS EN 933-1: 2012 Washing & Dry Sieving
 Certificate of sampling to BS EN 932-1: 1997 not received

Comments: Supplier Declared Values are not included as part of this report.

Page: 1 of 1
 Date Reported: 09.04.13

Signed:



M. Carr - Section Manager
 D. Berrill - Laboratory Manager

For and on behalf of Environmental Scientifics Group

Opinions and interpretations expressed herein are outside the scope of UKAS accreditation

This Test Report may not be reproduced other than in full, except with the prior written approval of the issuing laboratory

Determination of Particle Size Distribution

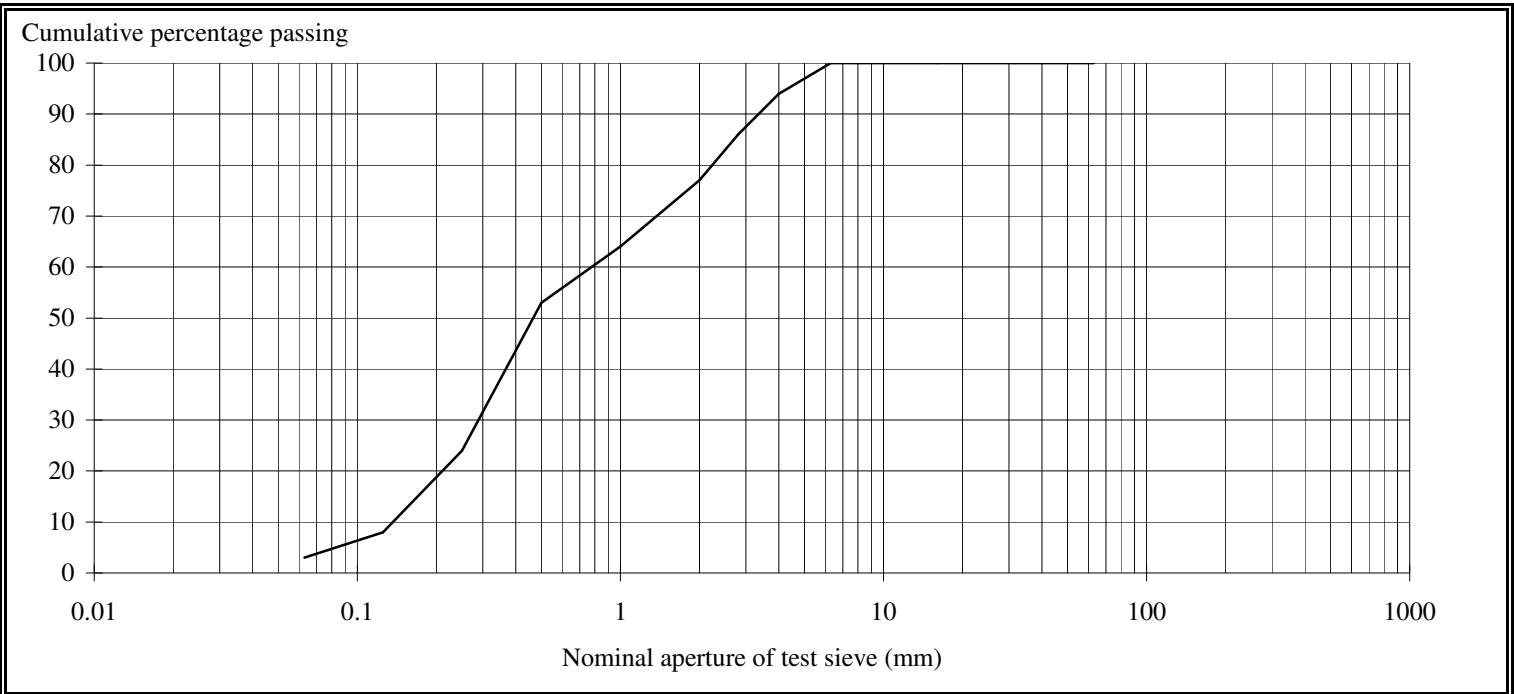
Client:	Sheehan Group	Report No:	50164751/12/03
Client Address:	Knightsbridge Farm Yarnton Oxford	Batch Number:	DAM0036539
Postcode:	OX5 1PH	Lab Ref:	45159693
Site:	Oxford, OX29 5UX	Client Ref:	Sharp Sand
		Location:	Stockpile
Sampled by:	Client	Date Sampled:	09.05.12
Sampled from:	Site	Date Received:	09.05.12
Supplier:	Client	Date Tested:	17.05.12
Source:	Site	Sample Type:	Bulk
		Sample Mass (kg):	20

SIEVE ANALYSIS		
BS Sieve (mm)	Passing (%)	Material Specification
63	100	
40	100	
31.5	100	
20	100	
16	100	
10	100	
8	100	100
6.3	100	95 - 100
4	94	85 - 99(±5)
2.8	86	
2.0	77	
1.0	64	(±20)
0.500	53	30 - 70
0.250	24	(±20)
0.125	8	
0.063	3	(±3)

Description: 0/4 (MP) Fine aggregate for concrete
 Brown SAND with occasional Crushed Concrete and Brick

Specification: PD 6682-1: 2009, Table No: D.1, Category G_f 85
 Guidance on the use of BS EN 12620:2002 + A1

Remarks: Sample complies with the grading specification



Certified that the Particle Size Distribution was determined in accordance with BS EN 933-1: 1997
 Certificate of sampling to BS EN 932-1: 1997 received

Page: 1 of 1
 Date Reported: 22.05.12

Signed:



[✓] M. Carr - Section Manager
 [] D. Berrill - Laboratory Manager

For and on behalf of Environmental Scientifics Group

Opinions and interpretations expressed herein are outside the scope of UKAS accreditation

This Test Report may not be reproduced other than in full, except with the prior written approval of the issuing laboratory

Determination of Particle Size Distribution

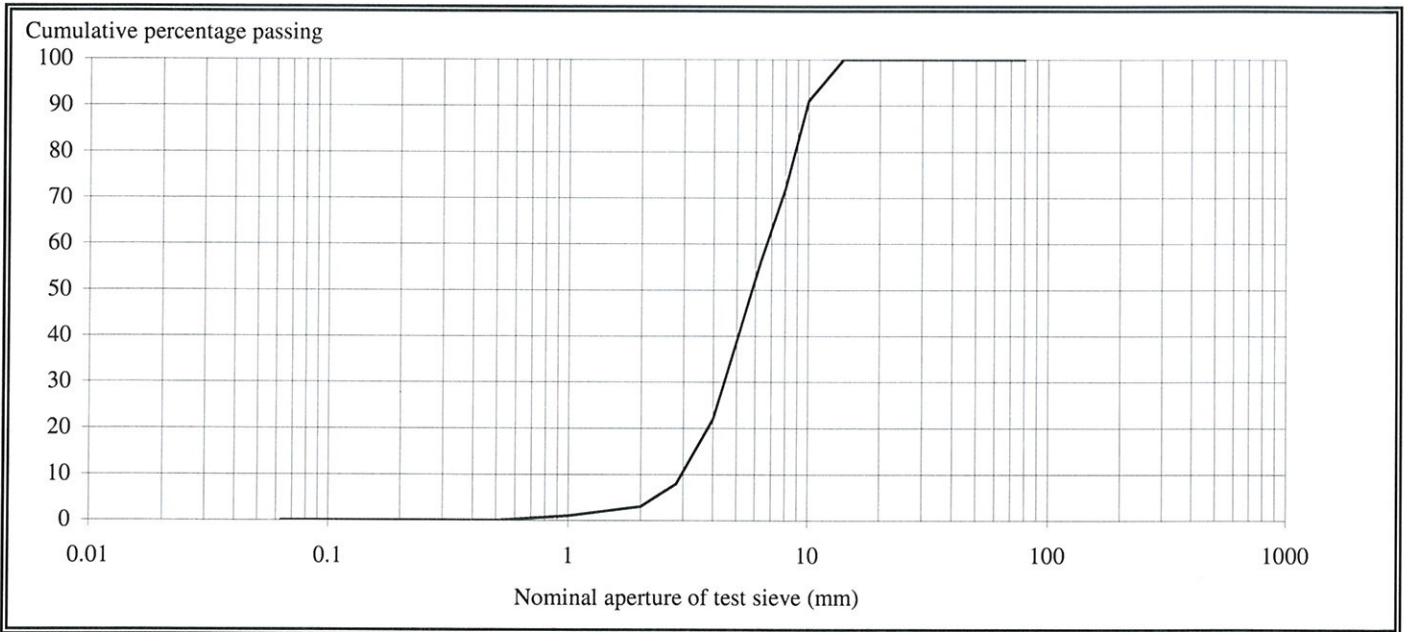
Client: John Sheehan	Report No: 50168157/13/02
Client Address: Knightsbridge Farm Yarnton Oxford	Batch Number: DAM0040600 Lab Ref: 45181327
Postcode: OX5 1PH	Client Ref: 10mm
Site: Stanton Harcourt	Date Sampled: Not Advised
Sampled by: Client	Date Received: 27.03.13
Sampled from: Site	Date Tested: 08.04.13
Supplier: Client	Sample Type: Bulk
Source: Site	Sample Mass (kg): 29.2

SIEVE ANALYSIS		
BS Sieve (mm)	Passing (%)	Material Specification
80	100	
63	100	
40	100	
31.5	100	
20	100	100
16	100	
14	100	98 - 100
10	91 ##	80 - 99(±5)
8	72	
6.3	56	
4	22	(±20)
2.8	8	
2.0	3	
1.0	1	
0.500	0	
0.250	0	
0.125	0	
0.063	0	(±4)

Description: 0/10 All-in aggregate for civil engineering
10mm Recycled Aggregate

Specification: PD 6682-6: 2009, Table 5, Category G_A 90 (GT_A20)
Guidance on the use of BS EN 13242:2002 + A1

Remarks: Sample complies with the grading specification



Certified that the Particle Size Distribution was determined in accordance with BS EN 933-1: 2012 Washing & Dry Sieving Certificate of sampling to BS EN 932-1: 1997 not received

Comments: Supplier Declared Values are not included as part of this report.

Page: 1 of 1
 Date Reported: 09.04.13 **Signed:**  [] M. Carr - Section Manager
 [] D. Berrill - Laboratory Manager

For and on behalf of Environmental Scientifics Group

Opinions and interpretations expressed herein are outside the scope of UKAS accreditation

Determination of Particle Size Distribution

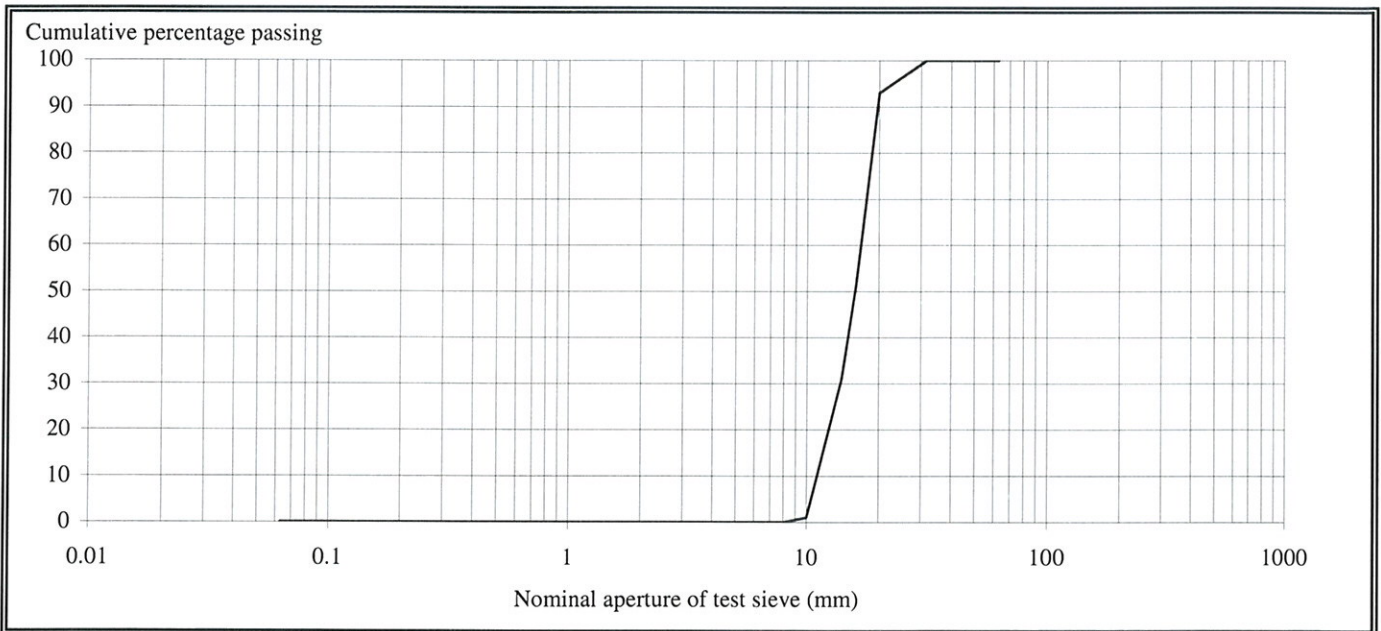
Client: John Sheehan	Report No: 50168157/13/01
Client Address: Knightsbridge Farm Yarnton Oxford	Batch Number: DAM0040600 Lab Ref: 45181326
Postcode: OX5 1PH	Client Ref: 20mm
Site: Stanton Harcourt	Date Sampled: Not Advised
Sampled by: Client	Date Received: 27.03.13
Sampled from: Site	Date Tested: 08.04.13
Supplier: Client	Sample Type: Bulk
Source: Site	Sample Mass (kg): 35

SIEVE ANALYSIS		
BS Sieve (mm)	Passing (%)	Material Specification
63	100	
40	100	100
31.5	100	98 - 100
20	93	85 - 99
16	51	
14	31	
10	1	0 - 20
8	0	
6.3	0	
4	0	0 - 5
2.8	0	
2.0	0	
1.0	0	
0.500	0	
0.250	0	
0.125	0	
0.063	0	

Description: 10/20 Single size aggregate for concrete
 20mm Recycled Aggregate

Specification: PD 6682-1: 2009, Table No: C.1, Category G_c 85/20
 Guidance on the use of BS EN 12620:2002 + A1

Remarks: Sample complies with the grading specification



Certified that the Particle Size Distribution was determined in accordance with BS EN 933-1: 2012 Washing & Dry Sieving
 Certificate of sampling to BS EN 932-1: 1997 not received

Comments: Supplier Declared Values are not included as part of this report.

Page: 1 of 1

Date Reported: 09.04.13

Signed:



[] M. Carr - Section Manager

[✓] D. Berrill - Laboratory Manager

For and on behalf of Environmental Scientifics Group

Opinions and interpretations expressed herein are outside the scope of UKAS accreditation

Determination of Particle Size Distribution

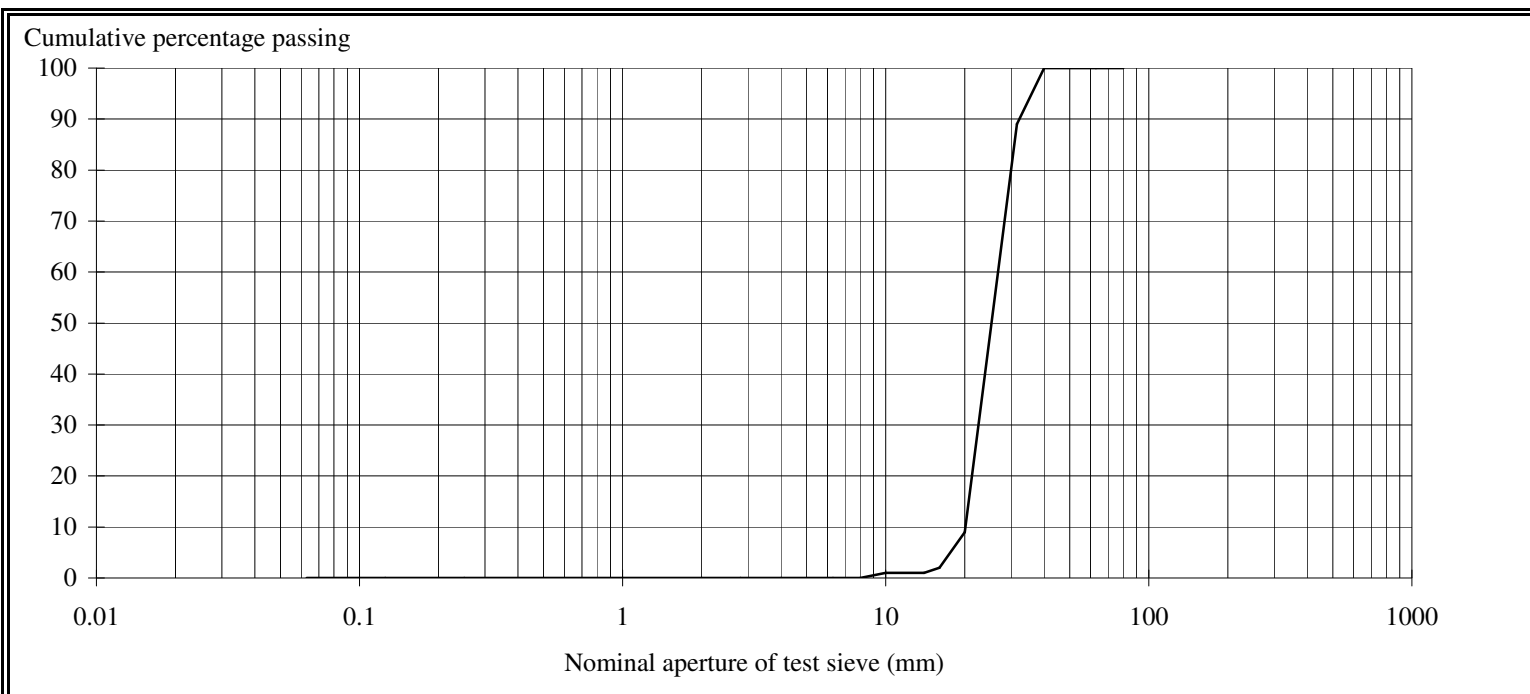
Client:	Sheehan Group	Report No:	50164751/12/06
Client Address:	Knightsbridge Farm Yarnton Oxford	Batch Number:	DAM0036539
Postcode:	OX5 1PH	Lab Ref:	45159696
Site:	Oxford, OX29 5UX	Client Ref:	40mm Agg
		Location:	Stockpile
Sampled by:	Client	Date Sampled:	09.05.12
Sampled from:	Site	Date Received:	09.05.12
Supplier:	Client	Date Tested:	17.05.12
Source:	Site	Sample Type:	Bulk
		Sample Mass (kg):	20

SIEVE ANALYSIS		
BS Sieve (mm)	Passing (%)	Material Specification
80	100	100
63	100	98 - 100
40	100	80 - 99(±5)
31.5	89	
20	9	(±20)
16	2	
14	1	
10	1	
8	0	
6.3	0	
4	0	
2.8	0	
2.0	0	
1.0	0	
0.500	0	
0.250	0	
0.125	0	
0.063	0	(±4)

Description: 0/40 All-in aggregate for civil engineering
 Crushed Concrete, Brick and Asphalt

Specification: PD 6682-6: 2009, Table 5, Category G_A 90 (GT_A20)
 Guidance on the use of BS EN 13242:2002 + A1

Remarks: Sample complies with the grading specification



Certified that the Particle Size Distribution was determined in accordance with BS EN 933-1: 1997
 Certificate of sampling to BS EN 932-1: 1997 received

Determination of Particle Size Distribution

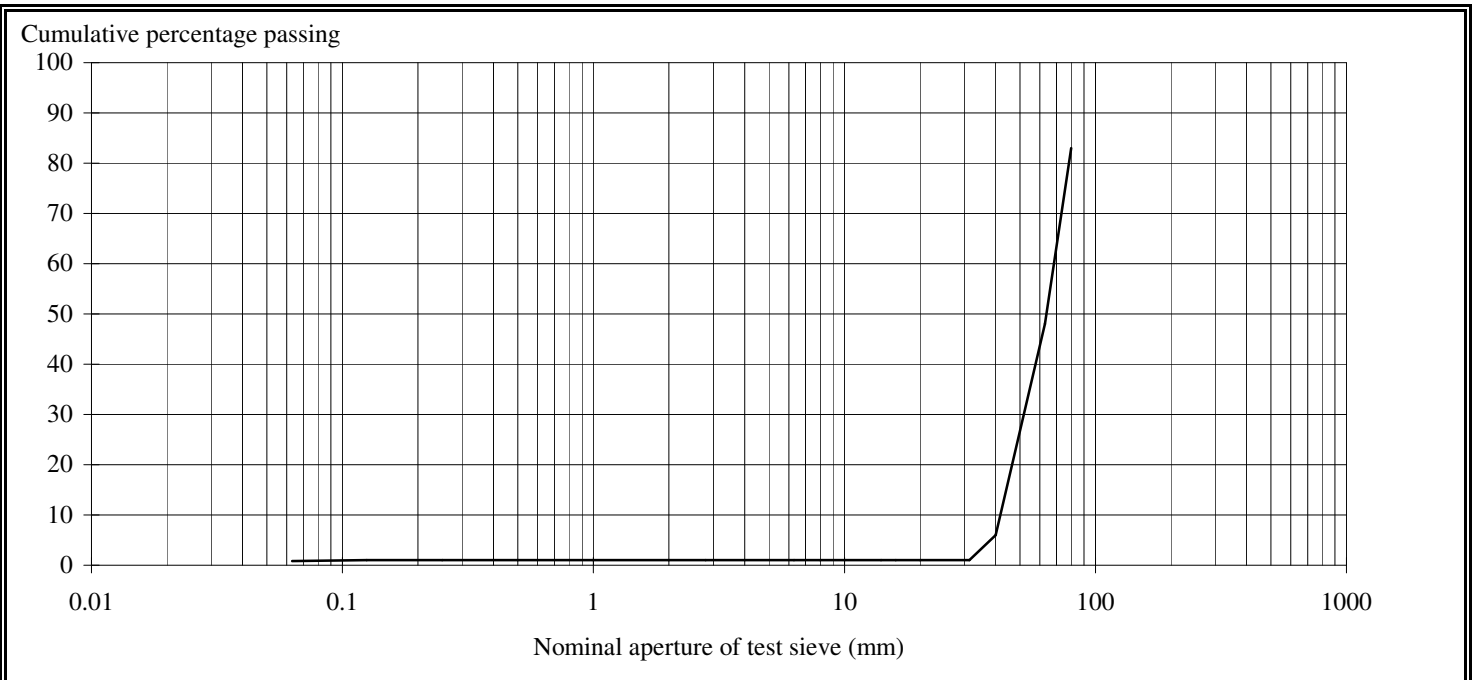
Client: Sheehan Group	Report No: 50164751/13/01
Client Address: Knightsbridge Farm Yarnton	Batch Number: DAM0039527 Lab Ref: 45176037
Postcode: OX5 1PH	Client Ref: 75mm
Site: Station Lane, Witney	Date Sampled: 03.01.13
Sampled by: ESG Daventry	Date Received: 03.01.13
Sampled from: Site	Date Tested: 08.01.13
Supplier: Client	Sample Type: Bulk
Source: Site	Sample Mass (kg): 120

SIEVE ANALYSIS		
BS Sieve (mm)	Passing (%)	Material Specification
125	100	98 - 100
80	83	80 - 99
63	48	20 - 70(±15)
40	6	0 - 20
31.5	1	
20	1	0 - 5
16	1	
14	1	
10	1	
8	1	
6.3	1	
4	1	
2.8	1	
2.0	1	
1.0	1	
0.500	1	
0.250	1	
0.125	1	
0.063	0.8	

Description: 40/80 Single size aggregate for civil engineering
Crushed Concrete, Rock and Brick

Specification: Guidance on the use of BS EN 13242:2002 + A1:2007
Table 2, Category G_c 80/20

Remarks: Sample complies with the grading specification



Certified that the Particle Size Distribution was determined in accordance with BS EN 933-1: 2012 Washing & Dry Sieving
 Certificate of sampling to BS EN 932-1: 1997 received

Comments: Supplier Declared Values are not included as part of this report.

Page: 1 of 1

Date Reported: 17.01.13 **Signed:**



M. Carr - Section Manager

D. Berrill - Laboratory Manager

For and on behalf of Environmental Scientifics Group

Opinions and interpretations expressed herein are outside the scope of UKAS accreditation

This Test Report may not be reproduced other than in full, except with the prior written approval of the issuing laboratory

Determination of Constituent Parts

Client: Sheehan Group
Knightsbridge Farm
Yarnton
Oxford
OX5 1PH

Report No: 50164751/12/12
Batch Number: DAM0036964

Contact:

Site: Oxford, OX29 5UX

Sample Details:

Laboratory Ref:	45162282
Client Ref:	Not Advised
Location:	Stockpile
Date Received:	11.06.12
Date Tested:	18.06.12
Date Sampled:	11.06.12
Sampled By:	ESG Daventry
Sample Certificate:	Received
Source:	Site
Supplier:	Client
Sample Type:	Bulk
Description:	Crushed Concrete and Brick

Test Results:

Constituents	Class	As Found (%)
Mass of Initial Test Portion (g):	-	8760.3
Mass of Test Portion (g):	-	8461
Mass Retained 63mm Sieve (g):	-	0.0
Mass Passing 4mm Sieve (g):	-	299.3
Mass of Reduced non Floating (g):	-	2086.7
Drying Temperature (°C):	-	110
Floating Constituents	(Class FL)	0.0
Other Particles	(Class X)	0.0
Concrete, Mortar & Products	(Class Rc)	21.2
Aggregate and Stone	(Class Ru)	65.2
Brick/Masonry/Clay (<1000 kg/m ³)	(Class Rb)	1.9
Asphaltic Materials	(Class RA)	11.3
Glass	(Class Rg)	0.2

Comments: Test undertaken on material retained 4mm sieve

Test Method: Specification for Highway Works 2009: Clause 710 and BS EN 933-11:2009

Page: 1 of 1
Date: 25.06.12

Signed:



M. Carr - Section Manager
 D. Berrill - Laboratory Manager

For and on behalf of Environmental Scientifics Group

This Test Report may not be reproduced other than in full, except with the prior written approval of the issuing laboratory

Determination of Los Angeles Coefficient

Client: Sheehan Group
Knightsbridge Farm
Yarnton
Oxford
OX5 1PH

Report No: 50164751/12/09
Batch Number: DAM0036539

Contact:

Site: Oxford, OX29 5UX

Sample Details:

Client Ref: 20mm Agg
Location: Stockpile
Date Received: 09.05.12
Date Tested: 15.05.12
Supplier: Client
Date Sampled: 09.05.12
Sampled By: ESG Daventry
Sample Certificate: Received
Sample Type: Bulk
Description: 20mm Agg
Size Fraction used in Test: 14/10mm

Test Results:

Laboratory Reference	Source	Material Class	Los Angeles Coefficient
45159697	Site	20mm	34

Test Method: BS EN 1097-2: 2010

Page: 1 of 1
Date: 22.05.12

Signed: M. Carr M. Carr - Section Manager
 D. Berrill - Laboratory Manager

For and on behalf of Environmental Scientifics Group

Opinions and interpretations expressed herein are outside the scope of UKAS accreditation

This Test Report may not be reproduced other than in full, except with the prior written approval of the issuing laboratory

Determination of 10% Fines Value

Client: Sheehan Group
Knightsbridge Farm
Yarnton
Oxford
OX5 1PH

Report No: 50164751/13/02
Batch Number: DAM0039527

Contact:

Site: Station Lane, Witney

Sample Details:

Laboratory Ref: 45176037
Client Ref: 75mm
Source: Site
Location: Not Advised
Date Received: 03.01.13
Date Tested: 16.01.13
Date Sampled: 03.01.13
Sampled By: ESG Daventry
Sampling Certificate: Received
Description: Crushed Concrete, Rock and Brick

Test Results:


Supplier	Material Class	10% Fines Value (kN)
Client	75mm	85

Comments: Material tested in its soaked condition

Test Method: BS 812-111: 1990

Page: 1 of 1
Date: 17.01.13

Signed:



M. Carr - Section Manager
 D. Berrill - Laboratory Manager

For and on behalf of Environmental Scientifics Group

Determination of Particle Density and Water Absorption

Client: Sheehan Group
Knightsbridge Farm
Yarnton
Oxford
OX5 1PH

Report No: 50164751/12/13
Batch Number: DAM0036964

Contact:

Site: Oxford, OX29 5UX

Sample Details:

Client Ref:	Not Advised
Date Received:	11.06.12
Date Tested:	19.06.12
Source:	Site
Supplier:	Client
Location:	Stockpile
Date Sampled:	11.06.12
Sampled By:	ESG Daventry
Sample Certificate:	Received
Sample Type:	Bulk
Description:	Crushed Concrete and Brick

Test Results:

Laboratory Reference	Mass of Dry Sample Tested	Size Fraction	Particle Density (Mg/m ³)			Water Absorption (%)
			Oven Dried	Saturated Surface Dry	Apparent	
45162282	1937.5	4-31.5mm	2.47	2.55	2.7	3.5

Test Method: BS EN 1097-6: 2000


Page: 1 of 1
Date: 25.06.12

Signed:  [✓] M. Carr - Section Manager
[] D. Berrill - Laboratory Manager

For and on behalf of Environmental Scientifics Group

Opinions and interpretations expressed herein are outside the scope of UKAS accreditation

This Test Report may not be reproduced other than in full, except with the prior written approval of the issuing laboratory



Dix Pit Washing Plant, Stanton Harcourt

Assessment of recycled fine aggregate

JULY 2013



CONTENTS

RSK DOCUMENT CONTROL	3
1 INTRODUCTION	4
1.1 Instructions	4
1.2 Fine aggregate derived from arisings.....	4
1.3 Sampling.....	4
2 SUMMARY OF MATERIAL CHARACTERISTICS	5
3 ASSESSMENT	6

TABLES

Table 2.1 Summary of fine aggregate material properties.....	5
Table 2.2 Summary of petrographic composition	5

APPENDICES

APPENDIX A - SUMMARY OF TESTING

Cover image – Images of polished slices of 100 mm cube. Top left: Primary aggregate (coarse and fine), pfa, CEM I. Top right: Sheehan aggregates (coarse and fine), pfa, CEM I. Bottom left: Primary aggregates (coarse and fine), ggbs, CEM I. Bottom right: Sheehan aggregates (coarse and fine), ggbs, CEM I.

RSK DOCUMENT CONTROL

Report No.: 285231-02 (01)

Title: Dix Pit Washing Plant, Stanton Harcourt – Assessment of recycled fine aggregate

Client: Sheehan Group
Knightsbridge Farm
Woodstock Road
Yarnton
Oxford
OX5 1PS

Date: 12 July 2013

Office: Hemel Hempstead

Status: FINAL

Author	Paul Bennett Hughes Associate Director	Technical reviewer	Dr Ian Sims Director
Signature		Signature	
Date:	12 July 2013	Date:	12 July 2013

RSK Environment Ltd (RSK) has prepared this report for the sole use of the client, showing reasonable skill and care, for the intended purposes as stated in the agreement under which this work was completed. The report may not be relied upon by any other party without the express agreement of the client and RSK. No other warranty, expressed or implied, is made as to the professional advice included in this report.

Where any data supplied by the client or from other sources have been used, it has been assumed that the information is correct. No responsibility can be accepted by RSK for inaccuracies in the data supplied by any other party. The conclusions and recommendations in this report are based on the assumption that all relevant information has been supplied by those bodies from whom it was requested.

This work has been undertaken in accordance with the quality management system of RSK Environment Ltd.

This report is an abridged version of the full RSK report 284831-01 (01). None of the tests carried out have been omitted.

1 INTRODUCTION

1.1 Instructions

RSK were instructed to characterise the composition and properties of the processed recycled fine aggregate from stockpiles at Dix Pit Washing Plant, Stanton Harcourt, Oxfordshire. The purpose of assessing the various stockpiles, representing approximately 6 months of production, of the fine recycled arisings (say 'FRA') was to gain an initial assessment of the consistency of the product over a period of production time and also to assess whether it was potentially suitable for use within concrete. The tests included within this investigation were selected to give a preliminary indication of the fitness for purpose of the material.

1.2 Fine aggregate derived from arisings

The source of the material for the recycling plant is primarily construction arisings, rather than those sources stated for RA and RCA. There is a lack of published documents relating to the use of fine recycled arisings (say 'FRA') within concrete, so the properties of the material must be assessed on a 'first principles' basis. However, given that the FRA is a recycled product for use within concrete, it is possible to use some of the current BS and EN standards as guides to assess the potential use of the material within concrete. The use of fine RCA and RA should be taken on a case-by-case basis, which also seems applicable to FRA given the potential range of sources of material to be recycled.

1.3 Sampling

Samples were taken in accordance with BS EN 932-1¹.

¹ BS En 932-1: 1997, Tests for general properties of aggregates, Part 1: Methods of sampling, British Standards Institution, London, UK.

2 SUMMARY OF MATERIAL CHARACTERISTICS

A summary of the results of the testing undertaken by RSK on behalf of Sheehan Recycled Aggregates is shown in **Table 2.1**. All testing was conducted between January 2013 and April 2013.

Table 2.1 Summary of fine aggregate material properties

Test	EN 12620 ² Notes for aggregate	
	Class/Mean	Unit
Particle size distribution	<i>MP</i>	-
Acid soluble sulfate content	<i>AS_{0.8}</i>	as SO ₃ (% by mass of dry aggregate)
Water soluble sulfate content	<i>SS_{0.2}</i>	as SO ₃ (% by mass of dry aggregate)
Acid soluble chloride content	<i>0.014</i>	% chloride by mass of sample
Acid soluble chloride content	<i>0.004</i>	% chloride by mass of sample
Total sulfur	<i>Pass</i>	% S by mass of sample
Alkali content	<i>0.070</i>	% total alkalis as Na ₂ Oeq
Methylene blue	<i>0.93</i>	g of dye per kg
Apparent particle density	<i>3.04</i>	Mg/m ³
Particle water absorption	<i>3.2</i>	% of dry mass
Influence on initial setting time	<i>A₄₀</i>	delay in minutes (20 min in test)
Loose bulk density	<i>1.403</i>	kg/L

A more detailed schedule of test results is presented in **Appendix A**.

A summary of the mean petrographic composition of the aggregate is shown in **Table 2.2**.

Table 2.2 Summary of petrographic composition

Constituent	%
Quartz	38
Limestone	35
Ironstone	6
Sandstone	5
Shell	5
Brick	4
Slag	4
Quartzite	3
Chert	3
Calcite	1
Dolomite	1
Dolerite	<1
Glauconite	<1
Plant material	<1
Paint	<1

² BS EN 12620: 2008, Aggregates for concrete, British Standards Institution, London, UK

3 ASSESSMENT

- This assessment of suitability is based upon the sampling and testing described in this report.
- The recycled fine aggregate samples were well graded and could be classified as fitting the *MP* grading envelope. The mean fines (<63 µm) content was 3%, which is the threshold value between non-harmful and harmful fines in accordance with EN 12620. X-ray diffraction (XRD) analysis of the fines determined that the <2 µm sized material did not contain any clay materials.
- The mean methylene blue value of the recycled aggregate (0.93 g/kg) was relatively low and consistent with an aggregate dominated by quartz and limestone. There is no UK threshold value for methylene blue values, however the determined value would just satisfy the French maximum value of 1g/kg for aggregates for use in concrete.
- The constituents within the <63 µm sized material were similar to the >63 µm sized material (ie dominated by quartz and limestone).
- There was some variability in the results for the acid and water-soluble sulfate contents, with individual determinations, which, if taken on their own, would put the material into a higher category than the mean value. In accordance with EN 12620 the mean values for the material would classify the material as $AS_{0.2}$ and $SS_{0.2}$.
- The determined acid and water-soluble chloride contents for the fine recycled aggregate varied, but were consistently low. The chloride contents, along with the alkali content, particle density and water absorption value could be taken into account when specifying a concrete mix. The acid and water soluble chloride content of the recycled fine aggregate within a standard concrete mix, would suggest values of 0.09% and 0.05% by mass of cement for acid and water soluble chloride contents of concrete, respectively. These values of chlorides within a concrete would enable it to be used for plain concrete and concrete containing steel reinforcement, however, it would not be suitable for concrete containing prestressing steel.
- The alkali content of the recycled fine aggregate if used in a 2:1 ratio with a typical natural flint coarse aggregate would contribute approximately 0.9 kg Na_2O_{eq}/m^3 of concrete.
- The mean total sulfur content of the recycled aggregate did not exceed the threshold value in EN 12620 for natural aggregates (mean value 0.10% sulfur by mass of sample against a threshold value of 1%).
- The initial setting time of cement was increased by use of the fine recycled aggregate; increasing the mean setting time by 20 minutes.
- The loose bulk density of the aggregate appears fairly consistent, with a mean of 1.40 kg/L, which is comparable with fine aggregates used for normal weight concrete. The particle density appears slightly higher than expected.

- Overall, the findings of the testing appear positive and indicate that the fine aggregate material can be used within concrete for a wide range of applications.
- Further sampling and monitoring of the fine aggregate will take place as production continues and consequently this report will be updated from time to time.

APPENDIX A - SUMMARY OF TESTING

Test	EN 12620 ³ Notes for aggregate			
	Class/Mean	Unit	Sieve size, mm	Percentage passing (range)
Particle size distribution*	MP	-		
			63.0	100
			31.5	100
			16.0	100
			8.0	100
			3.35	100
			2.0	98 to 99
			1.0	80 to 87
			0.5	61 to 69
			0.25	29 to 33
			0.125	10 to 12
			0.063	2.5 to 3.2
Test	Class/Mean	Unit	Range	Mean value
Acid soluble sulfate content	AS_{0.8}	as SO ₃ (% by mass of dry aggregate)	0.1 to 0.3	0.2
Water soluble sulfate content	SS_{0.2}	as SO ₃ (% by mass of dry aggregate)	0.01 – 0.26	0.13
Acid soluble chloride content	0.014	% chloride by mass of sample	0.012 – 0.016	0.014
Water soluble chloride content	0.004	% chloride by mass of sample	0.002 – 0.005	0.004
Total sulfur	Pass	% S by mass of sample	0.05 – 0.16	0.10
Alkali content	0.070	% total alkalis as Na ₂ Oeq	0.066 – 0.073	0.070
Methylene blue	0.93	g of dye per kg	0.7 – 1.1	0.93
Apparent particle density	3.04	Mg/m ³	3.02 – 3.08	3.04
Particle water absorption	3.2	% of dry mass	2.9 – 3.7	3.2
Influence on initial setting time	A₄₀	delay in minutes (20 min in test)	-4 - 32	20
Loose bulk density	1.403	kg/L	1.364 – 1.430	1.403

*<63µm material shown by XRD predominantly to exhibit a similar composition as the >63µm material and not include any clay mineral material.

³ BS EN 12620: 2008, Aggregates for concrete, British Standards Institution, London, UK